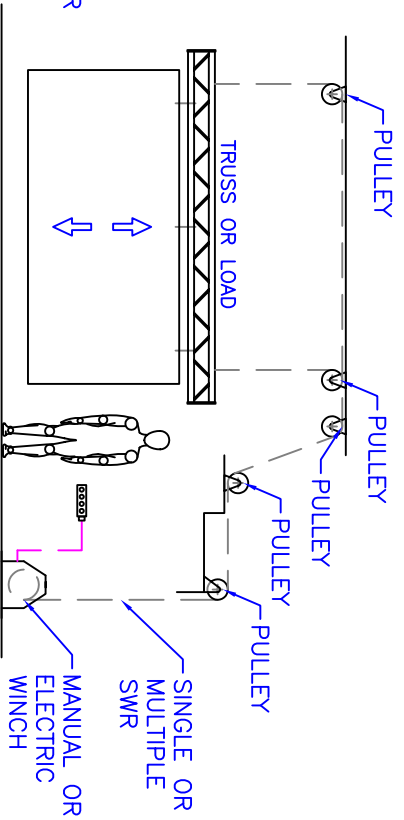
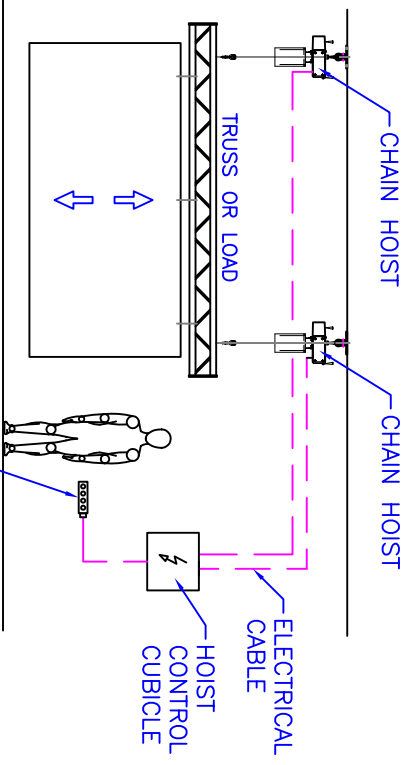


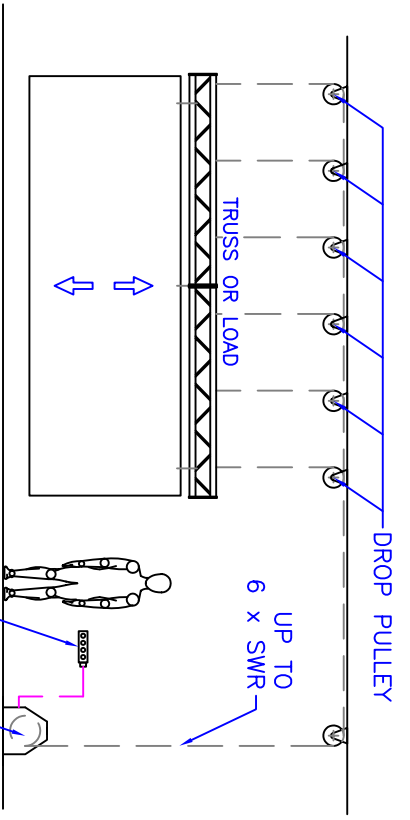
TYPICAL SIMPLE WINCH INSTALLATION



TYPICAL DIVERTED WINCH INSTALLATION



TYPICAL CHAIN HOIST INSTALLATION



TYPICAL PILEWIND WINCH INSTALLATION

THIS DRAWING/DOCUMENT IS COPYRIGHT AND THE PROPERTY OF HOIST UK LIMITED. IT MUST NOT BE COPIED (IN WHOLE OR IN PART) USED FOR MANUFACTURE OR OTHERWISE DISCLOSED WITHOUT PRIOR WRITTEN CONSENT OF THE COMPANY. ANY COPIES OF THIS DRAWING/DOCUMENT MADE BY ANY METHOD MUST ALSO INCLUDE A COPY OF THIS LEGEND.

MATERIAL	SEE DETAILS
FINISH	SEE DETAILS
ASSOCIATED SPECIFICATIONS	

HOIST UK
www.hoistuk.com

HOIST UK LIMITED
Unit 11, Croft Business Park,
Bromborough,
Wirral
CH62 3BA
T: +44 (0) 151 334 7682
F: +44 (0) 151 334 9373
E: info@hoistuk.com

1	ISSUE	DATE	PGJ	DATE
	DATE	MOD No		
	APPROVED FOR MAN SIGN	DATE	SCALE	

TOLERANCES UNLESS OTHERWISE SPECIFIED: (mm)	
MACHINING	FABRICATION
LOCATIONAL	LOCATIONAL
0 - 300: ±0.25	0 - 1000: ±1.0
300 - 1000: ±0.4	1000 - 2000: ±2.0
1000 - 2000: ±0.8	>2000: ±2.5
>2000: ±1.0	
DRILLED HOLES	FLAME CUT HOLES
<Ø50: ±0.2 / 0.0	<Ø25: ±0.5
>Ø50: ±0.4 / 0.0	>Ø75: ±1.0
	>Ø75: ±2.0

JOB NUMBER	
TITLE	TYPICAL WINCH AND CHAIN HOIST INSTALLATIONS
DRG. NO.	
SHEET	1 OF 1